



THE HAPPY DESIGN CO.



FUN CARDS, POSTCARDS AND POSTERS DESIGNED TO BRING A SMILE

INSTRUCTIONS FOR PRINTING



DOWNLOADING AND OPENING PDFS

Please make sure you download the pdfs directly onto a home computer and not onto a phone or tablet as this generally doesn't work. You will need Adobe Reader to open the printable pdf file (a free version is available online).

PAPER FOR HOME PRINTING

Standard A4 80gsm printer paper will give you a good print out but if you want to use a thicker paper stock then you could use a 90/100gsm paper which is available in more select printer shops or online (check the max weight your printer will take).

HOME PRINTER SETTINGS

To make sure your designs print at the correct size and in the correct position on the page make sure your printer is set to print at:

1. Actual size/100%
2. Centred on the page
3. Print single sided

← READ THE PRINTER SETTINGS

USING THE PRINTABLES

If you have purchased A4 posters they will be ready to display straight after printing either in frames or creatively stuck up with washi tape etc. Wordsearches, colouring sheets, doodle sheets etc will also be ready to use straight after printing. so get doodling.

If you have purchased the postcards or fun smaller cards then you will need to carefully cut down the dotted lines either using scissors or a craft knife on a cuttingboard to create the finished cards.


ENJOY AND LET'S SHARE A SMILE!

DISCLAIMER

There are no returns or exchanges but please contact me if you have any problems with your order. The Happy Design Co PDF files are for YOUR PERSONAL USE ONLY AND ARE NOT FOR RE-SALE OR COMMERCIAL DISTRIBUTION. All Rights Reserved 2020 @ The Happy Design Co.

DON'T FORGET TO TAG US IN YOUR INSTA & FB POSTS

DEAR



FROM

REPLY ADDRESS

